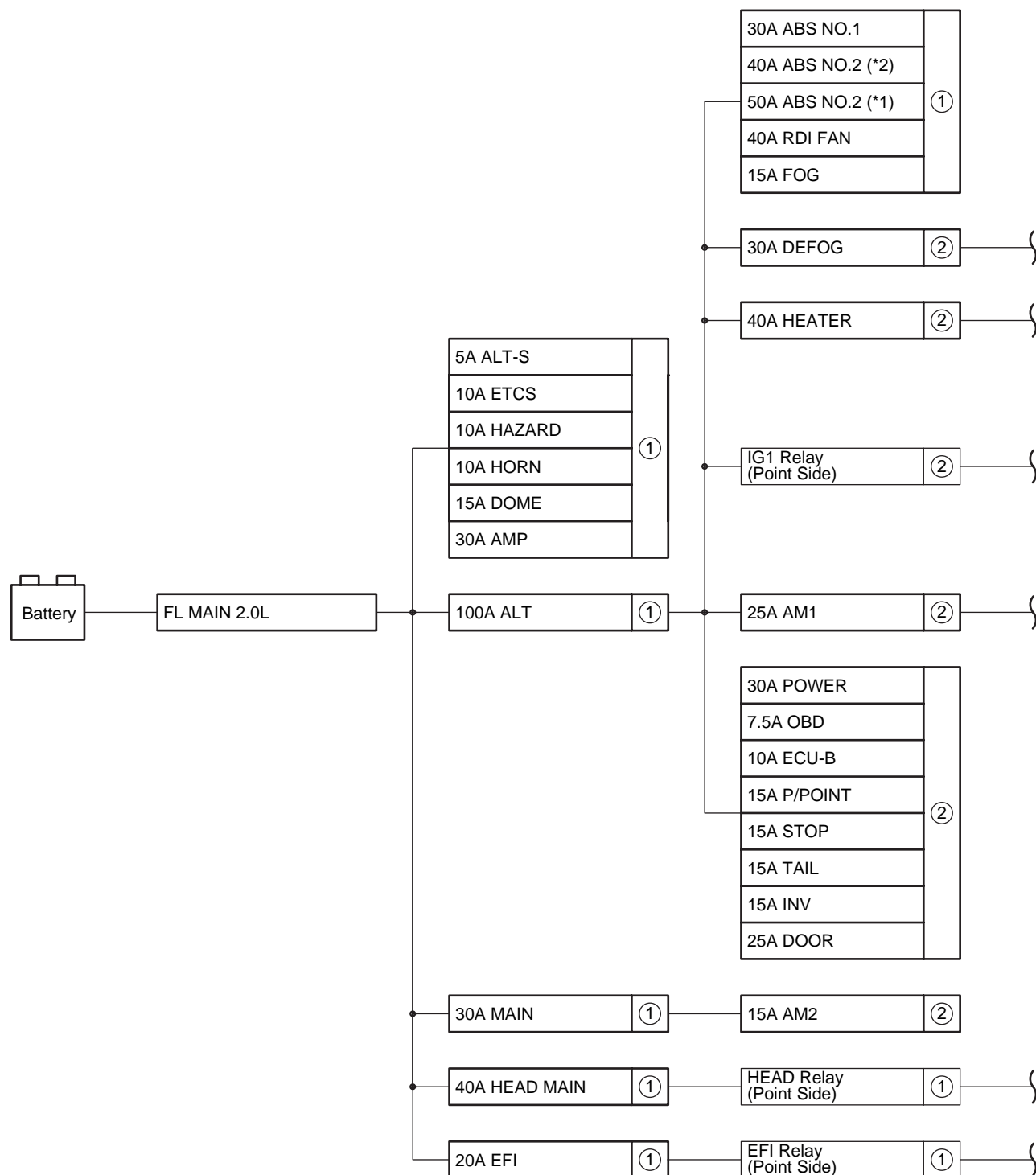
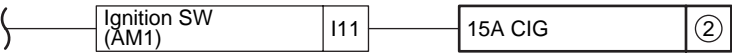
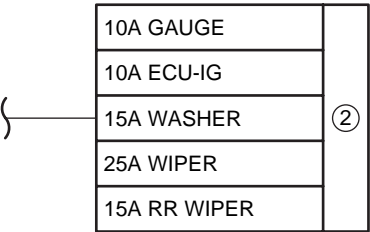
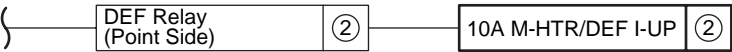
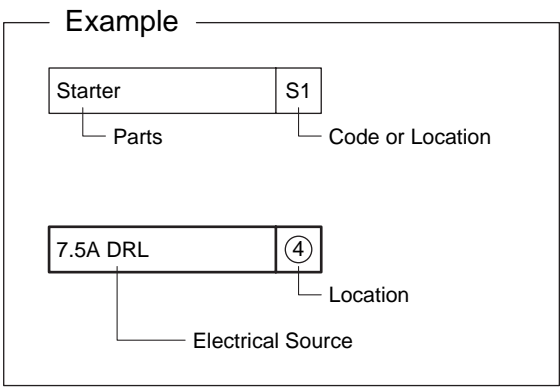


J POWER SOURCE (Current Flow Chart)

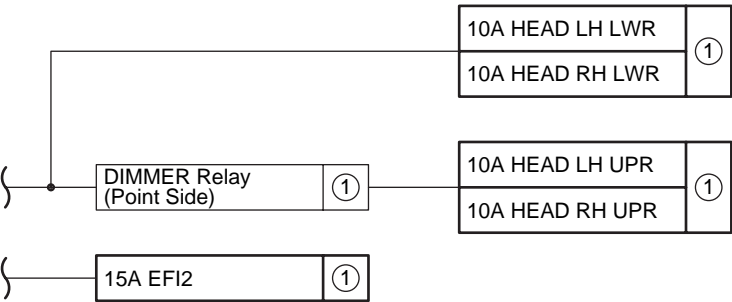
The chart below shows the route by which current flows from the battery to each electrical source (Fusible Link, Circuit Breaker, Fuse, etc.) and other Parts.



- [LOCATION] ① : Engine Room R/B, Engine Room J/B (See Page 23)
 ② : Instrument Panel J/B (See Page 24)
 ③ : RH R/B, RH J/B (See Page 28)



* 1:w/ VSC
* 2:w/o VSC



J POWER SOURCE (Current Flow Chart)

Engine Room R/B, Engine Room J/B (See Page 23)

Fuse		System	Page
5A	ALT-S	Charging	54
10A	ETCS	Cruise Control Engine Control	146 56
10A	HAZARD	Turn Signal and Hazard Warning Light	80
10A	HEAD LH LWR	Headlight	74
10A	HEAD LH UPR	Headlight	74
10A	HEAD RH LWR	Headlight	74
10A	HEAD RH UPR	Combination Meter Headlight	190 74
10A	HORN	Horn TVIP System Wireless Door Lock Control	102 132 126
15A	DOME	ABS (w/ VSC), TRAC, VSC and Tire Pressure Warning System (w/ VSC) ABS (w/o VSC) and Tire Pressure Warning System (w/o VSC) Air Conditioning Audio System (Built-In Type Amplifier) Audio System (Separate Type Amplifier) Clock Combination Meter Cruise Control Door Lock Control Electronically Controlled Transmission Engine Control Headlight Heater Interior Light Key Reminder and Light Reminder Seat Belt Warning Taillight and Illumination TVIP System Wireless Door Lock Control	152 160 202 188 184 182 196 146 118 140 56 74 198 88 174 176 82 132 126
15A	EFI2	Cruise Control Electronically Controlled Transmission Engine Control Engine Immobiliser System	146 140 56 68
15A	FOG	Front Fog Light	78
20A	EFI	Cruise Control Electronically Controlled Transmission Engine Control Engine Immobiliser System	146 140 56 68

* These are the page numbers of the first page on which the related system is shown.

Fuse		System	Page
30A	ABS NO.1	ABS (w/ VSC), TRAC, VSC and Tire Pressure Warning System (w/ VSC)	152
		ABS (w/o VSC) and Tire Pressure Warning System (w/o VSC)	172
30A	AMP	Audio System (Separate Type Amplifier)	184
30A	MAIN	ABS (w/ VSC), TRAC, VSC and Tire Pressure Warning System (w/ VSC)	152
		ABS (w/o VSC) and Tire Pressure Warning System (w/o VSC)	160
		Charging	54
		Combination Meter	190
		Cruise Control	146
		Electronically Controlled Transmission	140
		Engine Control	56
		Engine Immobiliser System	68
		Ignition	52
		SRS	165
		Starting	50
		TVIP System	132
40A	ABS NO.2 (w/o VSC)	ABS (w/o VSC) and Tire Pressure Warning System (w/o VSC)	160
40A	HEAD MAIN	Combination Meter	190
		Headlight	74
		TVIP System	132
		Wireless Door Lock Control	126
40A	RDI FAN	Radiator Fan	196
50A	ABS NO.2 (w/ VSC)	ABS (w/ VSC), TRAC, VSC and Tire Pressure Warning System (w/ VSC)	152
100A	ALT	ABS (w/ VSC), TRAC, VSC and Tire Pressure Warning System (w/ VSC)	152
		Charging	54

Instrument Panel J/B (See Page 24)

Fuse		System	Page
7.5A	OBD	Engine Control	56
10A	A/C	Air Conditioning	202
10A	ECU-B	ABS (w/ VSC), TRAC, VSC and Tire Pressure Warning System (w/ VSC)	152
		Engine Immobiliser System	68
		Front Fog Light	78
		Headlight	74
		Seat Belt Warning	176
		SRS	165
		TVIP System	132
10A	ECU-IG	ABS (w/ VSC), TRAC, VSC and Tire Pressure Warning System (w/ VSC)	152
		ABS (w/o VSC) and Tire Pressure Warning System (w/o VSC)	160
		Radiator Fan	196

* These are the page numbers of the first page on which the related system is shown.

J POWER SOURCE (Current Flow Chart)

Fuse		System	Page
10A	ECU-IG	Shift Lock	172
		TVIP System	132
10A	GAUGE	ABS (w/ VSC), TRAC, VSC and Tire Pressure Warning System (w/ VSC)	152
		ABS (w/o VSC) and Tire Pressure Warning System (w/o VSC)	160
		Air Conditioning	202
		Automatic Glare-Resistant EC Mirror with Compass	112
		Back-Up Light	94
		Charging	54
		Clock	182
		Combination Meter	190
		Cruise Control	146
		Door Lock Control	118
		Electronically Controlled Transmission	140
		Engine Control	56
		Front Fog Light	78
		Headlight	74
		Heater	198
		Interior Light	88
		Key Reminder and Light Reminder	174
		Moon Roof	138
		Power Outlet (115V)	108
		Power Window	114
		Rear Window Defogger	180
		Rear Wiper and Washer	98
		Seat Belt Warning	176
		SRS	165
		Taillight and Illumination	82
		Turn Signal and Hazard Warning Light	80
		Wireless Door Lock Control	126
10A	M-HTR/DEF I-UP	Engine Control	56
15A	AM2	ABS (w/ VSC), TRAC, VSC and Tire Pressure Warning System (w/ VSC)	152
		ABS (w/o VSC) and Tire Pressure Warning System (w/o VSC)	160
		Charging	54
		Combination Meter	190
		Cruise Control	146
		Electronically Controlled Transmission	140
		Engine Control	56
		Engine Immobiliser System	68
		Ignition	52
		Seat Belt Warning	176
		SRS	165
		Starting	50
		TVIP System	132

* These are the page numbers of the first page on which the related system is shown.

Fuse		System	Page
15A	CIG	Audio System (Built-In Type Amplifier)	188
		Audio System (Separate Type Amplifier)	184
		Cigarette Lighter	104
		Clock	182
		Power Outlet (12V)	106
		Remote Control Mirror	110
15A	INV	Power Outlet (115V)	108
15A	P/POINT	Power Outlet (12V)	106
15A	RR WIPER	Rear Window Defogger	180
		Rear Wiper and Washer	98
15A	STOP	ABS (w/ VSC), TRAC, VSC and Tire Pressure Warning System (w/ VSC)	152
		ABS (w/o VSC) and Tire Pressure Warning System (w/o VSC)	160
		Cruise Control	146
		Electronically Controlled Transmission	140
		Engine Control	56
		Shift Lock	172
		Stop Light	92
15A	TAIL	Engine Control	56
		Headlight	74
		Key Reminder and Light Reminder	174
		Taillight and Illumination	82
15A	WASHER	Front Wiper and Washer	96
		Rear Wiper and Washer	98
25A	DOOR	Door Lock Control	118
		Interior Light	88
		Wireless Door Lock Control	126
25A	WIPER	Front Wiper and Washer	96
30A	DEFOG	Engine Control	56
		Rear Window Defogger	180
30A	POWER	Moon Roof	138
		Power Window	114
40A	HEATER	Air Conditioning	202
		Heater	198

* These are the page numbers of the first page on which the related system is shown.