
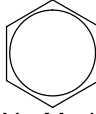
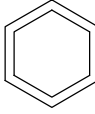
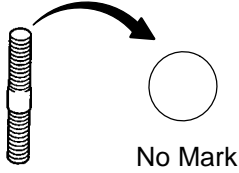
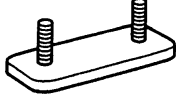

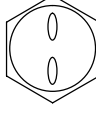
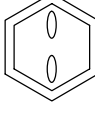
















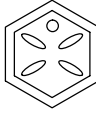


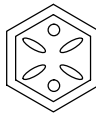


# STANDARD BOLT

## HOW TO DETERMINE BOLT STRENGTH

030LD-03

Bolt Type			Class	
Hexagon Head Bolt		Stud Bolt		Weld Bolt
Normal Recess Bolt	Deep Recess Bolt			
  No Mark	 No Mark	 No Mark		4T
 				5T
  w/ Washer	 w/ Washer			6T
 	 			7T
		 		8T
				9T
	 			10T
	 			11T

B06431